



Brambles Primary Academy

Home Learning


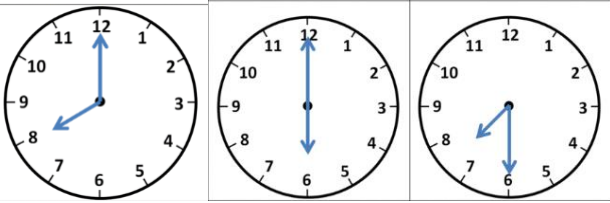


Y2

1.6.20

This home learning is for this week. While this is not compulsory, children are encouraged to complete the tasks on a weekly basis and if possible, post pictures or send examples of the work you have done on our [Facebook](#) page or email brambles@tved.org.uk.

Please continue to read daily, this is the key to future success.

Remember to log into Times Table Rockstars and Spelling Shed!

Subject	Learning Challenge												
<p>Maths</p> 	<p>Telling the Time</p> <p>We have been learning how to tell the time in school. When the big or minute hand is on the 12 this means o'clock. When the small or hour hand is on the 6 this means half past. Can you work out the time on these clocks?</p>  <p>What time would it be if the minute hand was pointing to the 3 and the hour hand was pointing to the 6? What time would it be if the minute hand was pointing to the 3 and the hour hand was pointing to the 1? Have a go at drawing some clocks and asking your grown-ups to draw the hands on. Can you write down what time the clock is showing?</p>												
<p>Reading</p> 	<p>Choose a story to read online: https://www.storylineonline.net/ Read the story till it is half way through and then discuss with a grown up what you think is going to happen next? Remember to use ideas from what you already know for evidence of what might happen next. Then continue with the rest of the story. Did you predict what would happen next? Did the rest of the story surprise you?</p>												
<p>Writing</p> 	<p>Look at some pictures of a theme park or watch some videos on YouTube of different theme parks and rollercoasters. Imagine you are stood in the middle of a theme park. We would like you to write a description of the theme park. What can you see? What can you smell? What can you hear? We would love to read your descriptions! This weeks spellings are:</p> <table border="1" data-bbox="296 1637 1565 1787"> <tbody> <tr> <td>door</td> <td>floor</td> <td>poor</td> </tr> <tr> <td>because</td> <td>find</td> <td>kind</td> </tr> <tr> <td>mind</td> <td>behind</td> <td>child</td> </tr> <tr> <td>children</td> <td></td> <td></td> </tr> </tbody> </table> <p>Can you put these words into a sentence?</p>	door	floor	poor	because	find	kind	mind	behind	child	children		
door	floor	poor											
because	find	kind											
mind	behind	child											
children													
<p>Wider Curriculum</p>	<p>When you arrive at a theme park, the people that work there will give you a map. A map is used to help you find different places in the park. There a lot of things in the park such as food stall, rollercoasters, carousel and the toilets! Imagine you are designing a map for a new theme park. Draw your map on a piece of paper and label the different things that are in your park. Send your maps to us on Facebook or using the email address above, we would love to see what you have included in your theme park!</p>												
<p>Challenge</p>	<p>Your challenge this week is to find out lots of interesting facts about theme parks and rollercoasters. Remember to use Safe Search Kids to find out your facts. Here is the link for you to use: https://www.safesearchkids.com/</p>												