



# Brambles Primary Academy

## Home Learning

Reception








8.6.20

This home learning is for this week. While this is not compulsory, children are encouraged to complete the tasks on a weekly basis and if possible, post pictures or send examples of the work you have done on our [Facebook](#) page or email [TVEbrambles@tved.org.uk](mailto:TVEbrambles@tved.org.uk).

Please continue to read daily, this is the key to future success.

'Thank you for the fantastic photos. We love seeing what you have been doing!'

Have Fun! 🤗

Subject	Learning Challenge								
<p><b>Maths</b></p> 	<p>Summer Week 7 Rainbow Fish</p> <p>This week's maths learning challenge is adding 2 amounts together. Gather together some objects and count them. Now your challenge is to add more objects together and add them together. Try to write the sum down e.g. <math>4+2=</math>, <math>9+1=</math>. See how many you can do before it is time for lunch.</p>								
<p><b>Phonics</b></p> 	<p>For your phonics learning this week can you focus on some spellings. I have put some red and green words. Challenge... Can you read, write and spell them?</p> <table border="1" data-bbox="256 1057 1525 1144"> <tr> <td>said</td> <td>your</td> <td>are</td> <td>be</td> </tr> <tr> <td>chip</td> <td>chop</td> <td>chin</td> <td>cheeky</td> </tr> </table>	said	your	are	be	chip	chop	chin	cheeky
said	your	are	be						
chip	chop	chin	cheeky						
<p><b>Reading</b></p> 	<p>Have a look on the internet if you have not got a copy of the Rainbow Fish book. Listen to the story and join in if you are familiar with it. Look out for some of them cheeky 'red words' and 'green words'.</p>								
<p><b>Writing</b></p>  	<p>For your writing challenge, this week can you make a list of the characters you find in the story. After this can you make a rainbow fish using different materials. Remember to make him as glittery as possible!</p>								
<p><b>The World</b></p> 	<p>This week you could try and make a paper plate jelly fish. Also, if you have got a dish/bowl, you could try and make your own fish scene. Add some rock/pebbles and paper fish around it. Have fun and share you amazing work.</p> 								
<p><b>Reception Challenge</b></p>	<p>While you are having your little walk with your family, take some pictures of the fun activities you have been doing. Stay safe!</p>								

Keep an eye on the Academy Facebook and Website for updates and more challenges!

### Useful Websites, Programmes and Apps

[www.phonicsplay.co.uk](http://www.phonicsplay.co.uk)

[www.phonicsbloom.com](http://www.phonicsbloom.com)

[www.teachyourmonstertoread.com](http://www.teachyourmonstertoread.com)

[www.topmarks.co.uk](http://www.topmarks.co.uk)

[www.sumdog.com](http://www.sumdog.com)

Watch episodes of Numberblocks and Alphablocks on Youtube and BBCiplayer  
Below are links to online live learning and the times they are being shown each day.