



Brambles Primary Academy

Home Learning

Reception






1.6.20

This home learning is for this week. While this is not compulsory, children are encouraged to complete the tasks on a weekly basis and if possible, post pictures or send examples of the work you have done on our [Facebook](#) page or email TVEbrambles@tved.org.uk.

Please continue to read daily, this is the key to future success.

'Thank you for the fantastic photos. We love seeing what you have been doing!'

Have Fun! 🙌

Subject	Learning Challenge								
Maths 	Summer 1 Week 6. Spider week This week's maths learning challenge is counting objects. Use some pegs from the washing line and paper to create a spider with 8 legs. Super Challenge! Can you find two numbers that add together to make 8 e.g. $4 + 4$, $6 + 2$? Have fun!								
Phonics 	For your phonics learning this week can you focus on some spellings. I have put some red and green words. Challenge... Can you read, write and spell them? <table border="1" style="width: 100%; text-align: center;"> <tr> <td>I</td> <td>the</td> <td>my</td> <td>you</td> </tr> <tr> <td>ship</td> <td>shop</td> <td>fish</td> <td>dish</td> </tr> </table>	I	the	my	you	ship	shop	fish	dish
I	the	my	you						
ship	shop	fish	dish						
Reading 	With help from an adult, find some 'spider facts' on the internet. Find out what spiders do and how important they are for the environment. When you have completed this can you write 3 facts down for you to share in the academy during show and tell or share with us on our Facebook page.								
Writing 	Can you make a printing spider? Use a cardboard tube and paint to print a spider. Don't forget to cut out (with adult help) the correct amount of legs. Remember how you done this, as I would like you to write down step – by – step instructions for this activity. Don't get too messy!								
The World 	When you are having fun in the garden or on your little walk, look out for spiders (like a real superhero Spiderman/woman) Look at the amazing webs they make, how they do this, what do the spiders eat and do they live underground?								
Reception Challenge	Encourage all your family to make a handprint. Either draw around the hand or print the hands. Find out who's is the biggest and smallest. Look at all the different lines on each other's hands.								

Keep an eye on the Academy Facebook and Website for updates and more challenges!

Useful Websites, Programmes and Apps

www.phonicsplay.co.uk

www.phonicsbloom.com

www.teachyourmonstertoread.com

www.topmarks.co.uk

www.sumdog.com

Watch episodes of Numberblocks and Alphablocks on Youtube and BBCiplayer
 Below are links to online live learning and the times they are being shown each day.