



Brambles Primary Academy










Home Learning

Y1

11.5.20

This home learning is for this week. While this is not compulsory, children are encouraged to complete the tasks on a weekly basis and if possible, post pictures or send examples of the work you have done on our [Facebook](#) page or email brambles@tved.org.uk.

Please continue to read daily, this is the key to future success.

Subject	Learning Challenge									
<p>Maths</p> 	<p>Remember that the equal sign in a number sentence does not mean the answer but balances both sides of the number sentence. For example $6+4=3+7$. In this sentence the answer is 7 because $6+4=10$ and you need to add 7 to 3 to make that 10 as well. Can you use this example to answer the following questions?</p> <table border="1" data-bbox="296 857 1513 1014"> <tr> <td>$10+10=$ ____</td> <td>$15-3=$ ____</td> <td>$19+5=$ ____</td> </tr> <tr> <td>____ $=15+4$</td> <td>$12+8=5+$ ____</td> <td>$13+$ ____ $=20+2$</td> </tr> <tr> <td>$12+3=10+$ ____</td> <td>$2+6=5+$ ____</td> <td>$16+9=$ ____</td> </tr> </table>	$10+10=$ ____	$15-3=$ ____	$19+5=$ ____	____ $=15+4$	$12+8=5+$ ____	$13+$ ____ $=20+2$	$12+3=10+$ ____	$2+6=5+$ ____	$16+9=$ ____
$10+10=$ ____	$15-3=$ ____	$19+5=$ ____								
____ $=15+4$	$12+8=5+$ ____	$13+$ ____ $=20+2$								
$12+3=10+$ ____	$2+6=5+$ ____	$16+9=$ ____								
<p>Reading</p> 	<p>This week when you read a fantastic story at home can you create a new front cover to show what the story is about and what you liked? The academy is giving packed with coloured pencils and paper to help you complete this task. If you have not collected your, you can call to the collection window to grab a pack.</p>									
<p>Writing</p> 	<p>This week I would like you to look at the following 4 pictures and write a sentence about them. Remember to include adjectives to make your sentences more exciting.</p> <div style="display: flex; justify-content: space-around; align-items: center;">       </div> <p>This weeks spellings are</p> <table border="1" data-bbox="296 1597 1560 1704"> <tr> <td>Home</td> <td>Spoke</td> <td>Hope</td> </tr> <tr> <td>Woke</td> <td>Bone</td> <td>Mole</td> </tr> <tr> <td>hole</td> <td>those</td> <td>phone</td> </tr> </table>	Home	Spoke	Hope	Woke	Bone	Mole	hole	those	phone
Home	Spoke	Hope								
Woke	Bone	Mole								
hole	those	phone								
<p>Wider Curriculum</p>	<p style="text-align: center;">Make a cake</p> <p>Research recipes online and see what you can find. Use your knowledge of scales to measure the amounts and then make the cake. Take pictures of your creations. The best part of this element is that you can eat the cake when you have finished. Don't forget to take photos. You know how much we love cake!</p>									
<p>Challenge</p>	<p>During this time there has been a huge amount of community spirit at Brambles. Your challenging this week is to make a card for an older person on your street. Make it nice and colourful and this will make them smile.</p>									