



# Brambles Primary Academy

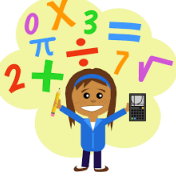


## Home Learning

Y1

1.6.20

This home learning is for this week. While this is not compulsory, children are encouraged to complete the tasks on a weekly basis and if possible, post pictures or send examples of the work you have done on our [Facebook](#) page or email [brambles@tved.org.uk](mailto:brambles@tved.org.uk).

Please continue to read daily, this is the key to future success.

Subject	Learning Challenge												
<p><b>Maths</b></p> 	<p>Let's look at taking away on a number line. If you don't have one at home you can print one from the internet or even draw your own with the help of an adult. Watch this clip to remind you how to do it and the practice the following.</p> <p><a href="https://www.youtube.com/watch?v=xcXpieMR9NA">https://www.youtube.com/watch?v=xcXpieMR9NA</a></p> <table border="0" style="width: 100%;"> <tr> <td style="text-align: center;">10-4=</td> <td style="text-align: center;">21-7=</td> <td style="text-align: center;">28-10=</td> </tr> <tr> <td style="text-align: center;">15-8=</td> <td style="text-align: center;">24-5=</td> <td style="text-align: center;">27-12=</td> </tr> <tr> <td style="text-align: center;">14-5=</td> <td style="text-align: center;">23-9=</td> <td style="text-align: center;">29-14=</td> </tr> <tr> <td style="text-align: center;">18-7=</td> <td style="text-align: center;">27-8=</td> <td style="text-align: center;">24-17=</td> </tr> </table> <p>We are getting the hang of our times tables now. Keep practicing. Remember to use times tables rock stars. This week we are practicing out 2 times tables.</p>	10-4=	21-7=	28-10=	15-8=	24-5=	27-12=	14-5=	23-9=	29-14=	18-7=	27-8=	24-17=
10-4=	21-7=	28-10=											
15-8=	24-5=	27-12=											
14-5=	23-9=	29-14=											
18-7=	27-8=	24-17=											
<p><b>Reading</b></p> 	<p>Listen to the story ' ' on youtube. Here is the link. Imagine being in the story. Discuss with family about what you thought would happen and how you would feel if you were in that story.</p> <p style="text-align: center;"><a href="https://www.dailymotion.com/video/x2v22df">https://www.dailymotion.com/video/x2v22df</a></p>												
<p><b>Writing</b></p> 	<p>Look at some pictures of a rollercoaster at a theme park. Can you write sentences to describe the ride? You can even watch videos on youtube of people on rides. Why not write about how you would feel. Have you ever been to a theme park? Write sentences about your favourite part.</p> <p>It is not a roller coaster but one of Miss Beever's favourite rides is the carousel. I love the beautiful colours and the wonderful music that they play. I get to ride it with my little nieces and my mam usually gets on a horse near by too. I love that we can all ride together. It takes me ages to pick which horse I will go on at first because they are all so wonderful.</p> <p>This weeks spellings are:</p> <table border="1" style="width: 100%; border-collapse: collapse;"> <tr> <td style="padding: 2px;">Feel</td> <td style="padding: 2px;">Meet</td> <td style="padding: 2px;">Free</td> </tr> <tr> <td style="padding: 2px;">Tree</td> <td style="padding: 2px;">Week</td> <td style="padding: 2px;">Sheet</td> </tr> <tr> <td style="padding: 2px;">Green</td> <td style="padding: 2px;">See</td> <td style="padding: 2px;">Feet</td> </tr> </table> <p>Remember you can practice these spellings and the others you should know on spelling shed.</p>	Feel	Meet	Free	Tree	Week	Sheet	Green	See	Feet			
Feel	Meet	Free											
Tree	Week	Sheet											
Green	See	Feet											
<p><b>Wider Curriculum</b></p>	<p>To go with our theme park project this week can you design a poster for a new roller coast. Remember, people ride them for the excitement so your poster will have to be fun and bright. Remember to use words to make people want to ride like amazing, best rollercoaster in the world or super fast!</p>												
<p><b>Challenge</b></p>	<p>This week's challenge is to find out about gravity. This is a force and is so important for theme parks. If you find out any facts why not write them down and share them on the academy Facebook.</p>												