



# Brambles Primary Academy

## Home Learning

Reception







22.6.20

This home learning is for this week. While this is not compulsory, children are encouraged to complete the tasks on a weekly basis and if possible, post pictures or send examples of the work you have done on our [Facebook](#) page or email [TVEbrambles@tved.org.uk](mailto:TVEbrambles@tved.org.uk).

Please continue to read daily, this is the key to future success.

'Thank you for the fantastic photos. We love seeing what you have been doing!'

Have Fun! 🤗

Subject	Learning Challenge								
<b>Maths</b> 	Summer Week 9 The lighthouse keepers lunch This week's maths learning challenge is counting in 2's, 5's and 10's. You could use your fingers, steps and movements to help you with this. Ask an adult or older sibling to help you to start. Try your best to get to 50. You are a super star if you can count in 2's, 5's, 10's to 100. Enjoy! Have a look at the 100 grid to help. If you have access to a printer you could print it off and colour the 2's in one colour 5's in another and 10's in another. You should see a pattern.								
<b>Phonics</b> 	For your phonics learning this week can you focus on some spellings. I have put some red and green words. Challenge... Can you read, write and spell them? <table border="1" style="width: 100%; text-align: center;"> <tr> <td style="color: red;">to</td> <td style="color: red;">me</td> <td style="color: red;">what</td> <td style="color: red;">all</td> </tr> <tr> <td style="color: green;">pink</td> <td style="color: green;">link</td> <td style="color: green;">think</td> <td style="color: green;">wink</td> </tr> </table>	to	me	what	all	pink	link	think	wink
to	me	what	all						
pink	link	think	wink						
<b>Reading</b> 	Have a look on the internet if you have not got a copy of 'The lighthouse keepers lunch'. Listen to the story and join in if you are familiar with it. Look out for some of them cheeky 'red words' and 'green words'.								
<b>Writing</b> 	For your writing challenge, this week. Can you make a sandwich like the Lighthouse keepers wife? When you have made it, can you write down all the ingredients you used and steps of how you made it? Yummy, enjoy you super sandwich. Maybe go on a picnic with the sandwich you have made.								
<b>The World</b> 	Ask an adult in your family about the important job that a Lighthouse does. Ask them questions like Why is the lighthouse there and where will I find one. If you have some plastic cups, tape and battery candle. You could make a lighthouse of your own, like the picture.								
<b>Reception Challenge</b> 	As the summer is here. Ask an adult to help you make a paper fan to keep cool. Remember to keep safe in the sun! Put cream and hat on, sit in the shade and drink often.								

Keep an eye on the Academy Facebook and Website for updates and more challenges!

### Useful Websites, Programmes and Apps

[www.phonicsplay.co.uk](http://www.phonicsplay.co.uk)

[www.phonicsbloom.com](http://www.phonicsbloom.com)

[www.teachyourmonstertoread.com](http://www.teachyourmonstertoread.com)

[www.topmarks.co.uk](http://www.topmarks.co.uk)

[www.sumdog.com](http://www.sumdog.com)

Watch episodes of Numberblocks and Alphablocks on Youtube and BBCiplayer  
 Below are links to online live learning and the times they are being shown each day.